

Appendix C


Radiant Surface Temperature Charts


Radiant Floor

Surface Temperatures

$$\text{Floor Surface Temperature} = (\text{BTU/h/ft}^2 \div 2) + \text{Room Setpoint}$$

Room setpoint	75°F	80.0	82.5	85.0	87.5	90.0	92.5	95.0	97.5	100.0	102.5
	72°F	77.0	79.5	82.0	84.5	87.0	89.5	92.0	94.5	97.0	99.5
	70°F	75.0	77.5	80.0	82.5	85.0	87.5	90.0	92.5	95.0	97.5
	68°F	73.0	75.5	78.0	80.5	83.0	85.5	88.0	90.5	93.0	95.5
	65°F	70.0	72.5	75.0	77.5	80.0	82.5	85.0	87.5	90.0	92.5
	60°F	65.0	67.5	70.0	72.5	75.0	77.5	80.0	82.5	85.0	87.5
		10.0	15.0	20.0	25.0	30.0	35.0	40.0	45.0	50.0	55.0
		BTU/h/ft ²									

 Exceeds the maximum recommended surface temperature for hardwood floors


 Exceeds the maximum recommended surface temperature for all floors

Radiant Ceiling

Surface Temperatures

$$\text{Ceiling Surface Temperature} = (\text{BTU/h/ft}^2 \div 1.1) + \text{Room Setpoint}$$

Room setpoint	75°F	84.1	88.6	93.2	97.7	100.0	102.3	106.8	114.4
	72°F	81.1	85.6	90.2	94.7	97.0	99.3	103.8	108.4
	70°F	79.1	83.6	88.2	92.7	95.0	97.3	101.8	106.4
	68°F	77.1	81.6	86.2	90.7	93.0	95.3	99.8	104.4
	65°F	74.1	78.6	83.2	87.7	90.0	92.3	96.8	101.4
	60°F	69.1	73.6	78.2	82.7	85.0	87.3	91.8	96.4
		10.0	15.0	20.0	25.0	27.5	30.0	35.0	40.0
		BTU/h/ft ²							

 Exceeds the maximum recommended surface temperature for 8-foot ceilings
Maximum is 110°F for ceilings higher than 8 feet, but lower than 12 feet.

